


CS 1122 E

ProLine element
with two electrically heated cooking zones



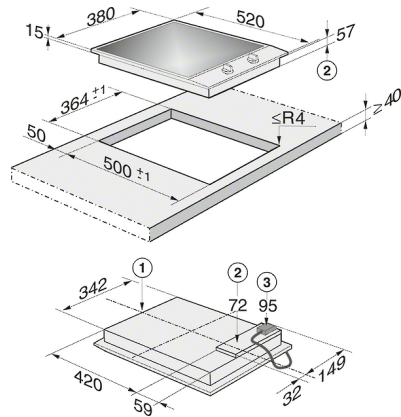

- Professional design - Ceramic glass with frame, 380 mm wide
- Particularly versatile - 2 cooking zones incl. 1 extended zone
- Easy and direct controls - operation via metal rotary dial control
- Very convenient, safe - operating and residual heat indicator

EAN: 4002514369662 / article number: 27112250D / material number: 07104560

Heating type	
Heating type	Electrical
Construction type	
ProLine	•
Design	
Print design	LightPrint
Stainless-steel frame	•
Miele logo embossed in stainless steel	•
Cooking zone details	
Number of cooking zones	2
Cooking zone	
Position	In front
Type	Single-circuit ring
Size in mm	Ø 145
Max. rating in W	1200
Position	Rear
Type	Casserole area
Size in mm	Ø 180 / 180x265
Max. rating in W	1500/2400
User convenience	
Operation via knobs	•
Extended cooking zone	•
Cleaning convenience	
Easy to clean ceramic glass	•
Safety	
Safety switch-off	•
Overheating protection	•
Residual heat indicator	•
Technical data	
Dimensions in mm (width)	380
Dimensions in mm (height)	73
Dimensions in mm (depth)	520
Casing height incl. connection box in mm	95
Cutout dimensions in mm (width) with surface-mounted installation	364
Cutout dimensions in mm (depth) with surface-mounted installation	500
Weight in kg	8
Total rated load in kW	3,600
Voltage in V	230-240
Connection cable length in m	2,0
Standard accessories	
Razor-blade scraper	•
Mains cable	•

CS 1122 E

ProLine element
with two electrically heated cooking zones



CS1122E (Installation drawing)

1. Front
2. Building-in depth
3. Mains connection box with mains connection cable, L = 2000 mm